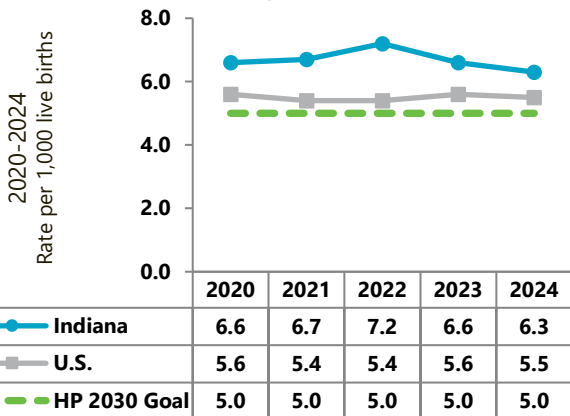


# Infant Mortality Indiana 2024



Division of  
**Family Health Data  
and Fatality Prevention**

## Infant Mortality Rates

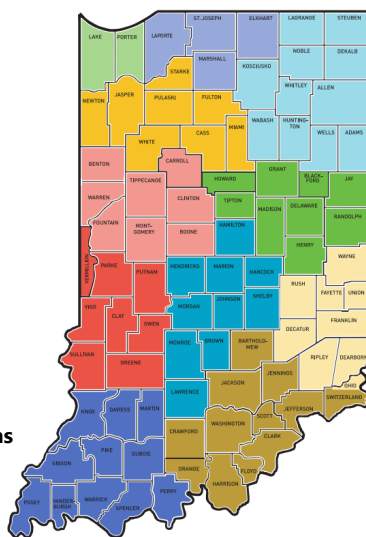
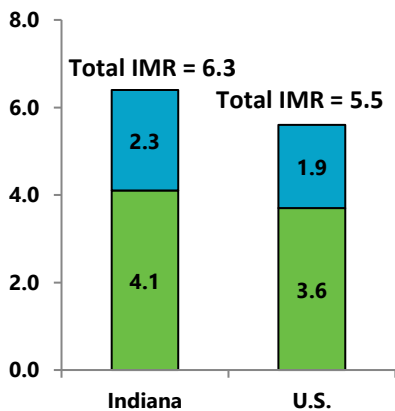


## Infant Mortality Facts

- Infant mortality is defined as the death of a baby before his or her first birthday
- The infant mortality rate (IMR) is the number of babies who die in the first year of life per 1,000 live births
- In 2024, there were 509 infant deaths across the state, making the infant mortality rate 6.3
- In Indiana, the Non-Hispanic (NH) Black infant mortality rate was more than double the NH White rate
- Neonatal Infant Death = 0 – 27 days
- Post-Neonatal Infant Death = 28 – 364 days

## Infant Mortality Rates by Age of Death, 2024

Rate per 1,000 live births



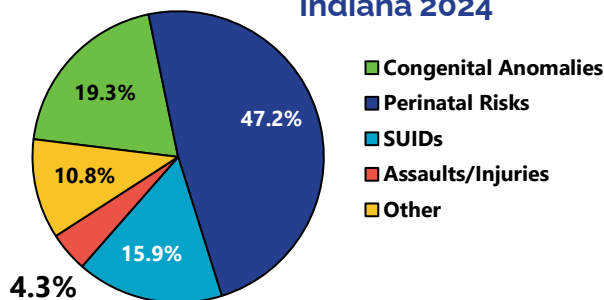
■ Post-Neonatal Deaths ■ Neonatal Deaths

Note: Age-specific mortality rates may not sum to the overall IMR and cause-specific percentages may not sum to 100% due to rounding.

## How to Reduce Infant Mortality

- Improve overall health for women of child-bearing age
- Promote early and adequate prenatal care
- Decrease early elective deliveries before 39 weeks
- Decrease prenatal smoking and substance use
- Increase breastfeeding duration and exclusivity
- Support birth spacing and interconception wellness
- Promote the ABCs of safe sleep: place baby to sleep alone, on his or her back, in a crib

## Causes of Infant Mortality Indiana 2024



SUIDs = Sudden Unexpected Infant Deaths

## 2024

HOSPITAL REGION	IMR
CENTRAL	6.7
CENTRAL SOUTHWESTERN	8.0
EASTERN	9.2
MIDWESTERN	3.9*
NORTHEASTERN	6.4
NORTHERN	7.0
NORTHWESTERN	4.7
SOUTHEASTERN	9.0
SOUTHERN	4.9
SOUTHWESTERN	4.0
WESTERN	4.5*

\* Rates based on counts less than 20 are considered unstable and should be interpreted with caution.

# Birth Outcome Indicators

## Indiana 2024



Division of  
Family Health Data  
and Fatality Prevention

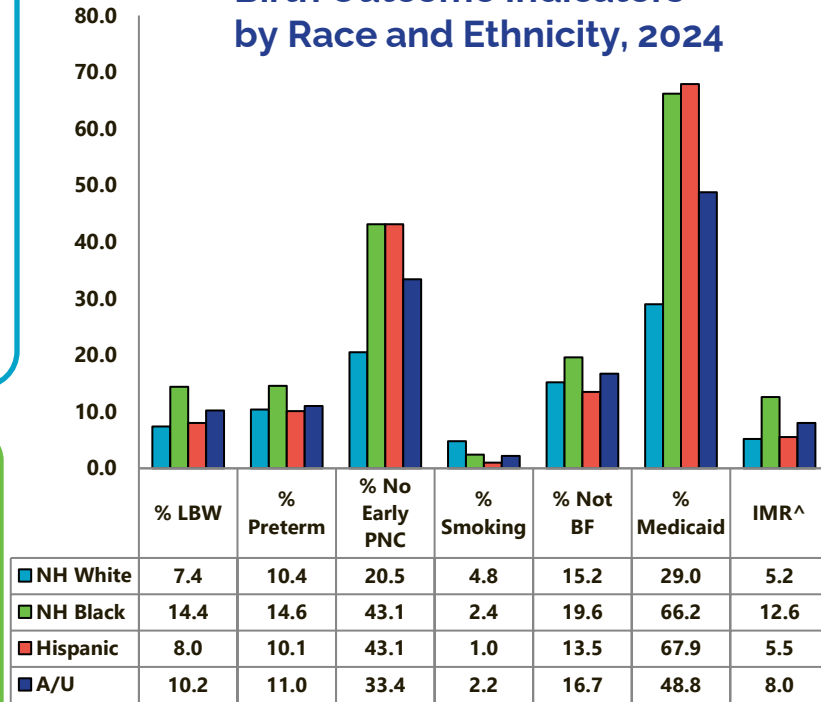
### Indiana Quick Facts

- 80,298 live births:
  - 66.7% NH White
  - 12.1% NH Black
  - 13.8% Hispanic
  - 7.3% Additional/Unknown
- Similar low birthweight (LBW) and preterm rate as the nation
- Similar percentage of mothers on Medicaid as the nation
- Nearly 1/3 of pregnant women do not receive early prenatal care (PNC)

### Outcome Gaps in Indiana

- NH Black infants in Indiana are more likely to be born LBW or preterm
- NH Black and Hispanic women are more likely to not receive early prenatal care (1st trimester)
- NH Black women in Indiana are less likely to breastfeed at hospital discharge
- NH White women in Indiana are more likely to smoke during pregnancy

### Birth Outcome Indicators by Race and Ethnicity, 2024



<sup>^</sup> = Rate per 1,000 live births

LBW = Low Birthweight    PNC = Prenatal Care    BF=Breastfeeding    IMR = Infant Mortality Rate

2024 REGION	% LBW (< 2,500 G)	% PRETERM (<37 WKS GESTATION)	% NO EARLY PNC (1 <sup>ST</sup> TRIMESTER)	% ~SMOKING	% NOT BREASTFEEDING	% MOTHER ON MEDICAID
NORTHWESTERN	9.1	11.7	31.0	1.8	17.2	41.9
NORTHERN	7.9	10.4	29.6	3.4	13.9	48.2
NORTHEASTERN	8.2	9.2	30.6	3.3	15.4	36.8
MIDWESTERN	7.5	11.0	26.7	5.2	19.9	45.5
WESTERN	8.1	10.0	20.5	4.1	15.3	24.7
EASTERN	9.3	12.9	19.3	7.9	20.9	48.5
CENTRAL SOUTHWESTERN	7.1	10.1	20.4	7.2	18.1	43.6
CENTRAL	9.1	11.2	30.3	2.4	10.9	40.7
SOUTHEASTERN	8.5	12.2	26.2	7.6	22.5	39.0
SOUTHWESTERN	7.8	10.5	20.1	3.6	21.3	34.3
SOUTHERN	8.2	11.7	24.0	6.0	21.0	39.7
INDIANA	<b>8.5</b>	<b>10.9</b>	<b>27.3</b>	<b>3.8</b>	<b>15.6</b>	<b>40.4</b>

~Due to a change in reporting methods, smoking during pregnancy should not be compared to previous years data.